

Admission procedure:

Enter your personal page, go down to enrolment and choose “admission and applications”



Choose the degree course you're interested in and click on “register”

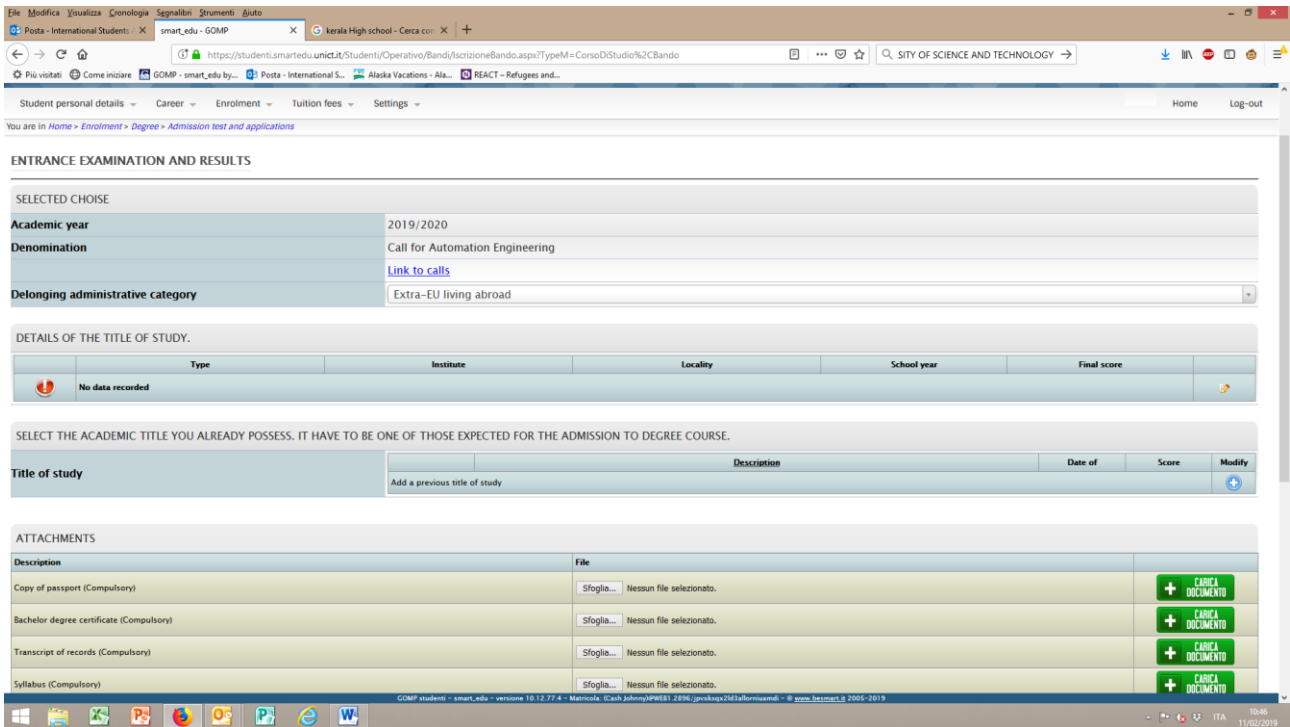
You are in Home > Enrolment > Degree > Admission test and applications

ENTRANCE EXAMINATION AND RESULTS

ADMISSION TEST

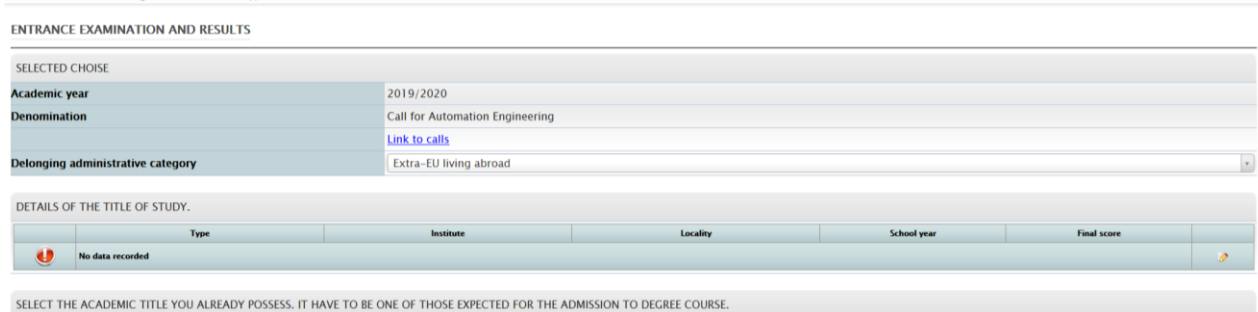
	Admission test dead- lines	
CALL FOR AUTOMATION ENGINEERING <i>Admission test</i> • AUTOMATION ENGINEERING AND CONTROL OF COMPLEX SYSTEMS (INGEGNERIA DELL'AUTOMAZIONE E DEL CONTROLLO DEI SISTEMI COMPLESSI)	15/03/2019 23:59	Register
CALL FOR CHEMICAL ENGINEERING <i>Admission test</i> • CHEMICAL ENGINEERING FOR INDUSTRIAL SUSTAINABILITY (INGEGNERIA CHIMICA PER LA SOSTENIBILITA' INDUSTRIALE)	15/03/2019 23:59	Register
CALL FOR ELECTRICAL ENGINEERING <i>Admission test</i> • INGEGNERIA ELETTRICA	15/03/2019 23:59	Register
CALL FOR GLOPEM <i>Admission test</i> • POLITICA GLOBALE E DELLE RELAZIONI EUROMEDITERRANEE (GLOBAL POLITICS AND EURO-MEDITERRANEAN RELATIONS)	15/03/2019 23:59	Register
CALL FOR PHYSICS <i>Admission test</i> • FISICA	15/03/2019 23:59	Register

You'll see this



Now you should complete study details, the first box (Details of the title of Study) refers to your

HIGH SCHOOL DIPLOMA



You should click on the pencil and you'll see this:



In Province go down till the very end and select "STATO ESTERO (EE)" It works also if your write EE in the blank field

ENTRANCE EXAMINATION AND RESULTS

EXSTREMES OF THE DESCRIPTION	
Academic year	2019/2020
Date of the communication to the University	11/02/2019
INSTITUTE/SCHOOL	
Province	<-- Select one Province -->
Municipality or foreign State	
Institute/School denomination	TREVISIO VENEZIA VERONA PESARO-URBINO BARLETTA-ANDRIA-TRANI STATO ESTERO (EE)
TITLE	
Title	
School year	
Score	

[<< Go back to data](#)
[Go on >>](#)

Now you can choose the Nation (Foreign State) where you got your high school Diploma

ENTRANCE EXAMINATION AND RESULTS

EXSTREMES OF THE DESCRIPTION	
Academic year	2019/2020
Date of the communication to the University	11/02/2019
INSTITUTE/SCHOOL	
Province	STATO ESTERO (EE)
Municipality or foreign State	<-- Select City or foreign State -->
Institute/School denomination	Selezionare prima la provincia e il comune/stato estero
TITLE	
Title	
School year	1946/1947
Score	60 / 100

[<< Go back to data](#)
[Go on >>](#)

When you choose the Country you'll see this

EXSTREMES OF THE DESCRIPTION													
Academic year	2019/2020												
Date of the communication to the University	11/02/2019												
INSTITUTE/SCHOOL													
Province	STATO ESTERO (EE)												
Municipality or foreign State	INDIA												
Institute/School denomination													
Institute/School denomination													
Address	<table border="1" style="width: 100%;"> <thead> <tr> <th>City (Province) or foreign country</th> <th>City (foreign country)</th> <th>Zip code</th> </tr> </thead> <tbody> <tr> <td><input type="text"/></td> <td><input type="text"/></td> <td><input type="text"/></td> </tr> <tr> <th>Type</th> <th>Address</th> <th>Number</th> </tr> <tr> <td><input type="text"/></td> <td><input type="text"/></td> <td><input type="text"/></td> </tr> </tbody> </table>	City (Province) or foreign country	City (foreign country)	Zip code	<input type="text"/>	<input type="text"/>	<input type="text"/>	Type	Address	Number	<input type="text"/>	<input type="text"/>	<input type="text"/>
	City (Province) or foreign country	City (foreign country)	Zip code										
	<input type="text"/>	<input type="text"/>	<input type="text"/>										
Type	Address	Number											
<input type="text"/>	<input type="text"/>	<input type="text"/>											
TITLE													
Title													
School year	1946/1947												
Score	Please, indicate the minimum and maximum scores of your Diploma. Then specify the score you got for the Diploma.												
	Minimum score of your Diploma: <input type="text"/>												
	Maximum score of your Diploma: <input type="text"/>												
	The score I got for my Diploma is: <input type="text"/> <small>Please, convert the score on the base of the conversion table</small>												
Otherwise, please insert the score as a string (something different from a number) <input type="text"/>													

[<< Go back to data](#)
[Go on >>](#)

here you can write the name of the school and choose the foreign country, city and the address, insert the name of the Diploma, the year and the mark.

Fill in all the fields

ENTRANCE EXAMINATION AND RESULTS

EXTREMES OF THE DESCRIPTION

Academic year 2019/2020
Date of the communication to the University 11/02/2019

INSTITUTE/SCHOOL

Province STATO ESTERO (EE)
Municipality or foreign State INDIA
Institute/School denomination Meenangadi Government Higher Secondary School

Address

City (Province) or foreign country		City (foreign country)	Zip code
INDIA (STATO ESTERO)		Kerala	673591
Type	Address		Number
VIA	Meenangadi		

TITLE

Title
School year 1988/1989

Score

Please, indicate the minimum and maximum scores of your Diploma. Then specify the score you got for the Diploma.
 Minimum score of your Diploma: 6
 Maximum score of your Diploma: 10
 The score I got for my Diploma is: 10

Otherwise, please insert the score as a string (something different from a number) Please, convert the score on the base of the conversion table

[<< Go back to data](#) [Go on >>](#)

GOMP studenti - smart_edu - versione 10.12.77.4 - Matricola: ICash_jahmyaP8E81_2896_jpvsksqz25t2dfermsaadi - © www.baxmat.it 2005-2019

And click on “go on”

Check the summary

ENTRANCE EXAMINATION AND RESULTS

Confirm the data

ESTREMI DELLA DICHIARAZIONE

Data della comunicazione all'Ateneo 11/02/2019

ISTITUTO

Istituto Meenangadi Government Higher Secondary School INDIA (STATO ESTERO)
Anno 1989
Voto 98,75/100
Voto estero 10/10

[<< Go back to data](#) [Go on >>](#)

And click on “go on”

Now let's go to the Academic title to be admitted to the Master Degree Course

University Box:

ENTRANCE EXAMINATION AND RESULTS

SELECTED CHOISE

Academic year	2019/2020
Denomination	Call for Automation Engineering Link to calls
Delonging administrative category	Extra-EU living abroad

DETAILS OF THE TITLE OF STUDY.

Type	Institute	Locality	School year	Final score
✓	Meenangadi Government Higher Secondary School	INDIA (INDIA)	2000/2001	0/100

SELECT THE ACADEMIC TITLE YOU ALREADY POSSESS. IT HAVE TO BE ONE OF THOSE EXPECTED FOR THE ADMISSION TO DEGREE COURSE.

Title of study	Description	Date of	Score	Modify
Add a previous title of study				+

ATTACHMENTS

Description	File	
Copy of passport (Compulsory)	Sfogle... Nessun file selezionato.	+ CARGA DOCUMENTO
Bachelor degree certificate (Compulsory)	Sfogle... Nessun file selezionato.	+ CARGA DOCUMENTO
Transcript of records (Compulsory)	Sfogle... Nessun file selezionato.	+ CARGA DOCUMENTO
Syllabus (Compulsory)	Sfogle... Nessun file selezionato.	+ CARGA DOCUMENTO
Letter of reference (Compulsory)	Sfogle... Nessun file selezionato.	+ CARGA DOCUMENTO
Curriculum Vitae (Compulsory)	Sfogle... Nessun file selezionato.	+ CARGA DOCUMENTO

Click on "Modify" and you'll see this box

DETAILS ABOUT MY GRADUATION

Academic year of my Diploma

Date (dd/mm/yyyy) on which I got the title

University (Choose 'Ateneo estero' for foreign University)

Majoring

Type of title (Choose 'Laurea estera' for a foreign title)

Denomination of the course of study

Ministerial Degree Class

Score

Attachment

Insert the Academic Year and the Date of Graduation.

In the field "Select the University" choose "ATENEO ESTERO" or digit "ESTERO" and you'll find it :

DETAILS ABOUT MY GRADUATION

Academic year of my Diploma

Date (dd/mm/yyyy) on which I got the title

University (Choose 'Ateneo estero' for foreign University)

Majoring

Type of title (Choose 'Laurea estera' for a foreign title)

Denomination of the course of study

Ministerial Degree Class

Score

Attachment

ateneo estero

A box where you can insert your University data will open.

Insert the University name and then choose again “Stato Estero”, choose the Nation and write the address of the University.

Choose “LAUREA ESTERA” and write the name of your Degree Course, write the final mark (min, max and the one you got) and upload your Bachelor Diploma (click on “sfoglia” to choose the file, than on the green button to upload it).

ENTRANCE EXAMINATION AND RESULTS

DETAILS ABOUT MY GRADUATION

Academic year of my Diploma: 2017/2018

Date (dd/mm/yyyy) on which I got the title: 11/07/2018

University (Choose 'Ateneo estero' for foreign University): ateneo estero

Foreign University denomination: COCHIN UNIVERSITY OF SCIENCE AND TECHNOLOGY

Address: STATO ESTERO, INDIA, Kerala, 682022

Majoring: Laurea Estera

Type of title (Choose 'Laurea estera' for a foreign title): Laurea Estera

Denomination of the course of study: Automation and Control Engineering

Score: Minimum score for the Title: 60, Degree final score (the result you got): 100, Maximum score for the Title: 100

Attachment: Chiusura generale dei locali dell'Ateneo - anno 2019 - Università degli Studi di Catania.pdf (0,051 MBytes)

<< Go back to data Go on >>

Click “go on”, review your data

ENTRANCE EXAMINATION AND RESULTS

Confirm the data

ESTREMI DELLA DICHIARAZIONE

Anno accademico: 2019/2020

Data della comunicazione all'Ateneo: 11/02/2019

DETTAGLIO DEL CONSEGUIMENTO

Anno accademico di conseguimento: 2017/2018

Data del conseguimento: 11/07/2018

Ateneo: COCHIN UNIVERSITY OF SCIENCE AND TECHNOLOGY

Corso di studio: Automation and Control Engineering

Tipologia del titolo: Laurea Estera

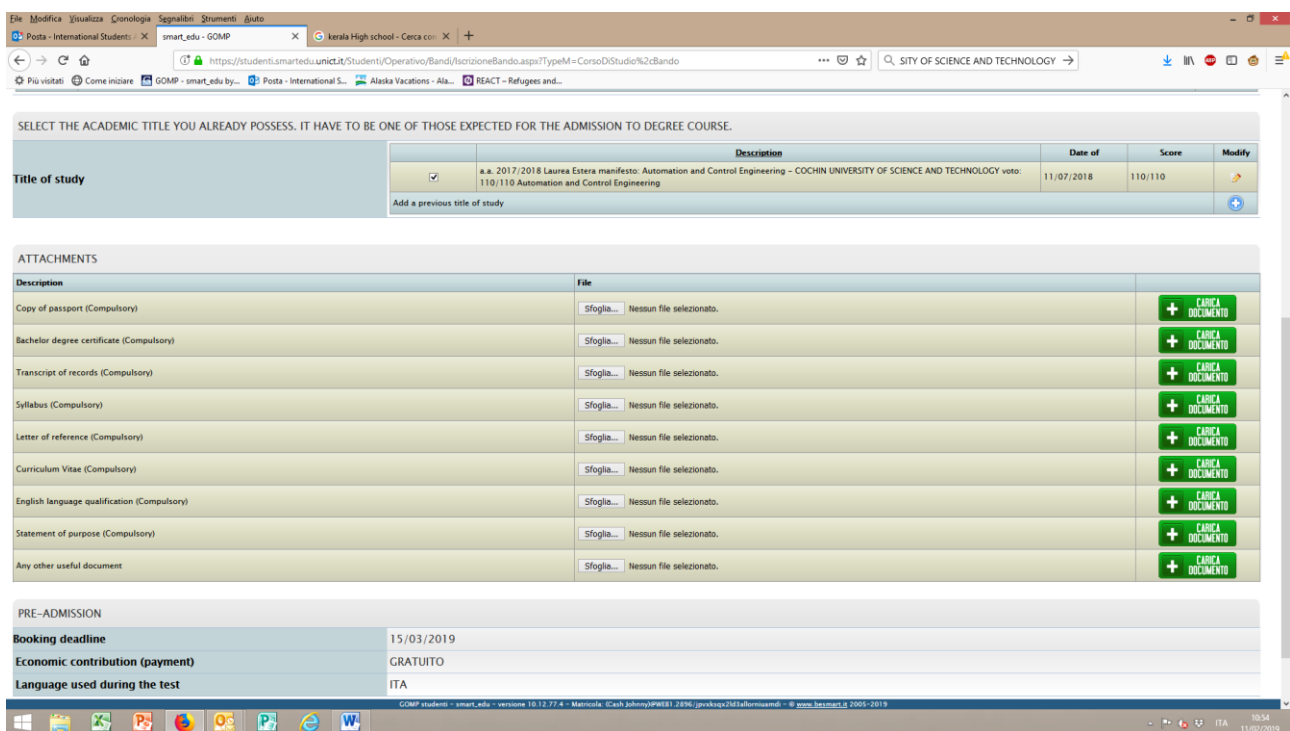
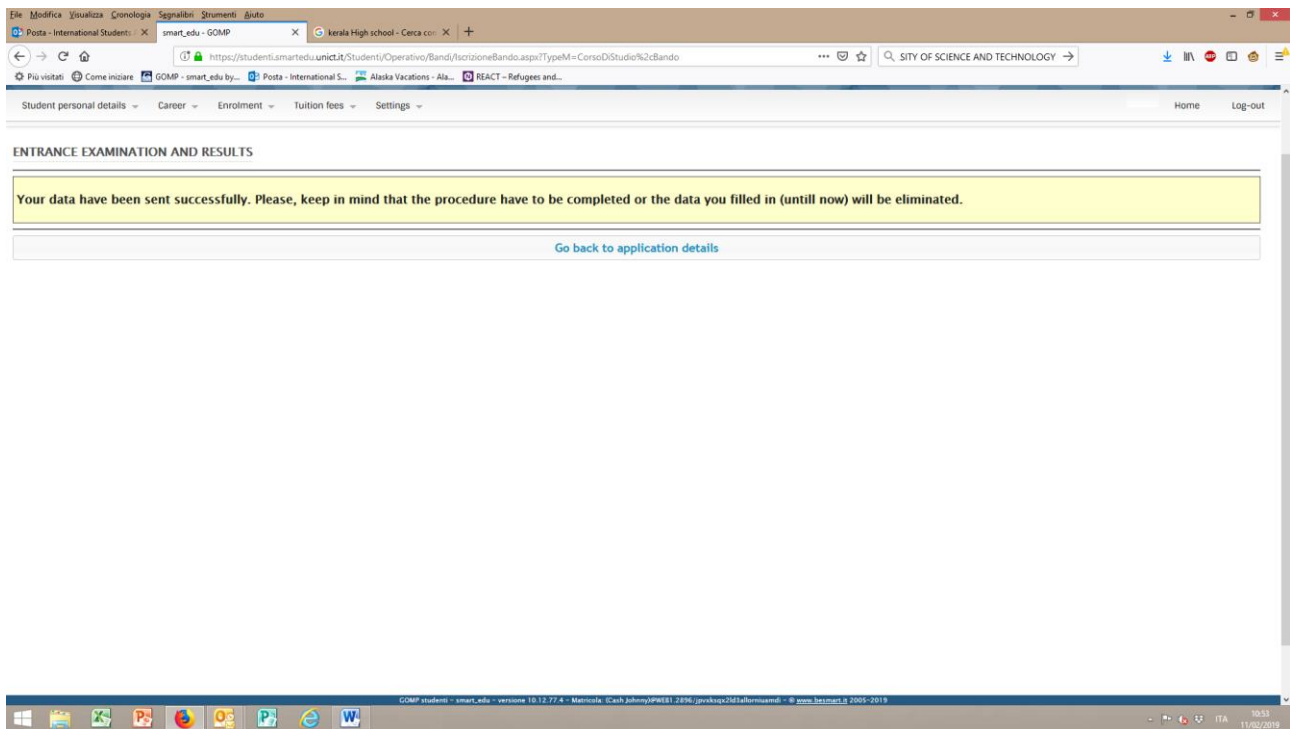
Voto: 110/110

Sigla della classe per cui viene usato il titolo ("S" per ANS)

Attachment: Chiusura generale dei locali dell'Ateneo - anno 2019 - Università degli Studi di Catania.pdf (0,051 MBytes)

<< Go back to data Go on >>

and again “go on” than “go back to the application”



Attach all the required files

Download the summary sheet, fill it in, sign and upload it by clicking on the +



Click on “go on”, check the data you’ve inserted and again on “go on” to complete the registration.